

EYES ROUND RECESSED

E10R0107-

base number      Color  
Temperature

- 1.To build a product code in our configurator select the specify button on the base model # product page
- 2. To build a manual product code on this datasheet choose from the options listed below in blue font and add the suffix to the base model #

GENERAL

Series: Eyes  
Subseries: Eyes Round  
Brand: Side  
Division: Exterior  
Mounting Type: Recessed  
Mounting Location: Ceiling  
Subcategory: Downlight

PHYSICAL

Shape: Round  
Diameter (mm): 20  
Diameter (in): 13/16  
Depth (mm): 28  
Depth (in): 1 1/8  
Min. Recessing Depth (mm): 33  
Min. Recessing Depth (in): 1 5/16  
Light Distribution: Direct  
Weight (kg): 0.02  
Weight (lbs): 0.044  
Gasket: Silicon rubber  
Fixture Finish: Chrome  
Fixture Material: Aluminum Die Cast

ELECTRICAL

Lamp Type: LED (Zhaga Standard)  
Input Wattage (W): 1.2  
Total Output Wattage (W): 1  
Dimming: Non-Dimming / Phase Dimming (120Vac only) / 0-10V Dimming  
Driver Included: No  
Driver Location: Remote  
Driver Type: Constant Current - 120 / 277Vac  
Driver Class: Class 2  
Input Voltage (V): 120 - 277  
Constant Current (MA): 350

LED

Number of LEDs: 1  
Color Temperature (°K): 3000 / 4000  
Max. Delivered Lumen (lm): 58.4 / 64.9  
Nominal Lumen (lm): 120 / 125  
CRI: >80 CRI  
Lamp Life (hrs): 50000

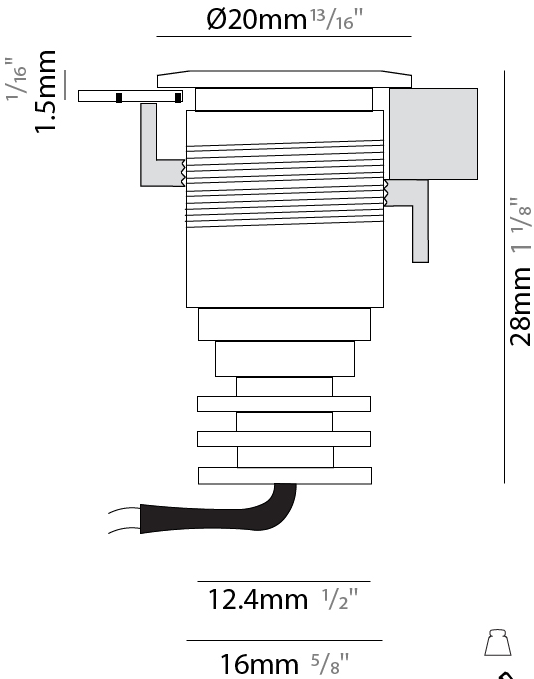

OPTICAL

Optic°: 100°

RATINGS AND CERTIFICATIONS

Certified By: Certified for North American Standards  
IP rating: IP68

|           |
|-----------|
| PROJECT   |
| TYPE      |
| SPECIFIER |
| QUANTITY  |
| DATE      |



|  |                                         |
|--|-----------------------------------------|
|  | 0.08kg / 0.18 lbs                       |
|  | 28mm 1 1/8"                             |
|  | 10/ 12.5 / 15 mm<br>3/8" / 1/2" / 9/16" |



EYES ROUND RECESSED

E10R0120-

base number      Color  
Temperature

- 1. To build a product code in our configurator select the specify button on the base model # product page
- 2. To build a manual product code on this datasheet choose from the options listed below in blue font and add the suffix to the base model #

GENERAL

Series: Eyes  
Subseries: Eyes Round  
Brand: Side  
Division: Exterior  
Mounting Type: Recessed  
Mounting Location: Ceiling  
Subcategory: Downlight

PHYSICAL

Shape: Round  
Diameter (mm): 20  
Diameter (in): 13/16  
Height (mm): 28  
Height (in): 1 1/8  
Min. Recessing Depth (mm): 33  
Min. Recessing Depth (in): 1 5/16  
Light Distribution: Direct  
Weight (kg): 0.02  
Weight (lbs): 0.044  
Gasket: Silicon rubber  
Fixture Finish: Chrome  
Fixture Material: Aluminum Die Cast

ELECTRICAL

Lamp Type: LED (Zhaga Standard)  
Total Output Wattage (W): 1.2  
Dimming: 0-10V Dimming / Phase Dimming (120Vac Only)  
Driver Included: No  
Driver Location: Remote  
Driver Type: Constant Current - 120 / 277Vac  
Input Voltage (V): 120 - 277  
Constant Current (MA): 350  
Upon Request: (Not included - see components [IP65 or higher enclosure to be supplied by others]) Remote: 0-10Vdc dimming / Phase dimming @120Vac only / 277Vac

LED

Number of LEDs: 1  
Color Temperature (°K): 3000 / 4000  
Max. Delivered Lumen (lm): 58.4 / 64.9  
Nominal Lumen (lm): 120 / 125  
CRI: >80 CRI  
Lamp Life (hrs): 50000

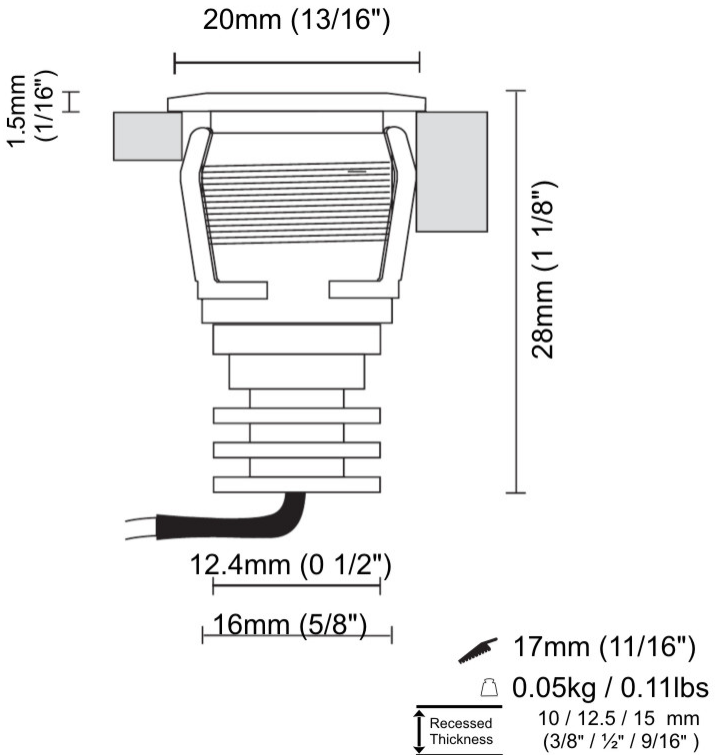

OPTICAL

Optic°: 100°

RATINGS AND CERTIFICATIONS

Certified By: Certified for North American Standards  
IP rating: IP68

PROJECT  
TYPE  
SPECIFIER  
QUANTITY  
DATE



|           |
|-----------|
| PROJECT   |
| TYPE      |
| SPECIFIER |
| QUANTITY  |
| DATE      |

Fixture Finish

**Digital:** Not all screens are calibrated the same, and therefore, colors will appear differently between screens.  
**Physical:** When texture is involved, there will be variations in color, character and tone within a product series and between product families.



### LEGEND

|  |                                                           |  |                                                              |  |                                                                                                |
|--|-----------------------------------------------------------|--|--------------------------------------------------------------|--|------------------------------------------------------------------------------------------------|
|  | floor-mounted                                             |  | pivotal                                                      |  | special LED (upon request) RGB, RGBW, tunable, gold+, meat+, art+, fashion+                    |
|  | wall and ceiling: recessed and surface mounted            |  | rotating                                                     |  | warm dim / natural dimming LED                                                                 |
|  | ceiling-mounted and wall-mounted                          |  | illuminate tilted                                            |  | rechargeable battery powered                                                                   |
|  | wall-mounted                                              |  | color of suspension cable                                    |  | fixture with natural vivid LED (upon request)                                                  |
|  | omni-directional light distribution                       |  | length of suspension cable                                   |  | color rendering index                                                                          |
|  | direct light distribution                                 |  | reflector degree selection                                   |  | color temperature                                                                              |
|  | direct/indirect light distribution                        |  | super spot                                                   |  | lumen (luminous flux)                                                                          |
|  | indirect light distribution                               |  | lens                                                         |  | efficacy (lumens per watt)                                                                     |
|  | asymmetric light distribution                             |  | lens pack                                                    |  | Unified Glare Rating (UGR) range from 5-40                                                     |
|  | aura light distribution                                   |  | shine ring                                                   |  | marine grade (AISI 316 stainless steel)                                                        |
|  | round wall or ceiling cut-out                             |  | integrated shine ring with diffuser                          |  | walk on                                                                                        |
|  | square wall or ceiling cut-out                            |  | free individual colors 01-29                                 |  | drive on                                                                                       |
|  | the supplied jig specifies the cutout dimensions          |  | individual colors: 00 (free of charge), 01-25 (extra charge) |  | Dark Sky Compliance                                                                            |
|  | minimum distance (meters) lamp - object                   |  | luminaire part to be colored (F1)                            |  | Americans with Disabilities Act (less than 4" off the wall located between 27"-84" from floor) |
|  | recessed depth                                            |  | luminaire part to be colored (F2)                            |  | lamp protected against explosion                                                               |
|  | ceiling thickness in mm                                   |  | luminaire part to be colored (F3)                            |  | blown glass using traditional methods by master glass blower                                   |
|  | ceiling thickness selection                               |  | luminaire part to be colored (F4)                            |  | acoustic material                                                                              |
|  | dimnable DP (phase), DV (0-10V), DD (dali), DS (step-dim) |  | luminaire part to be colored (F5)                            |  | protection class I, protection insulation                                                      |
|  | included or excluded LED driver/transformer/control gear  |  | color of 3-circuit adaptor                                   |  | protection class II, protection insulation                                                     |
|  | separately switchable                                     |  | indirect diffuser                                            |  | ETL Certified to UL and CSA Standards                                                          |
|  | sensor                                                    |  | direct diffuser                                              |  | UL Certified to UL and CSA Standards                                                           |
|  | remote control                                            |  | ball-proof (upon request)                                    |  | CSA Certified to UL and CSA Standards                                                          |
|  | available upon request                                    |  | accessory                                                    |  | Certified for North American Standards                                                         |

### IP RATING

|  |                                                                                                                                                  |
|--|--------------------------------------------------------------------------------------------------------------------------------------------------|
|  | protected against ingress of solid bodies greater than 12.5mm (finger)                                                                           |
|  | protected against ingress of solid bodies greater than 2.5mm<br>protected against sprays of water up to 60 degrees from the vertical (rain)      |
|  | protected against ingress of solid bodies greater than 1mm (wire)<br>no protection against the ingress of moisture                               |
|  | protected against ingress of solid bodies greater than 1mm (wire)<br>protected against sprays of water up to 60 degrees from the vertical (rain) |
|  | protected against ingress of solid bodies greater than 1mm (wire)<br>protected against water splashed from all directions                        |
|  | protected against limited ingress of dust (wet rooms/covered outdoor areas)<br>protected against water splashed from all directions              |
|  | protected against ingress of dust<br>protected against jets of water                                                                             |
|  | protected against ingress of dust<br>protected against powerful jets of water or heavy seas                                                      |
|  | protected against ingress of dust<br>protected against immersion of water between 15cm - 1m for 30 minutes                                       |
|  | protected against ingress of dust<br>protected against immersion of water under pressure for long periods                                        |

### IK RATING

|  |                                                                                                       |
|--|-------------------------------------------------------------------------------------------------------|
|  | protected against 0.14 joules impact (equivalent to 0.25kg mass dropped from 56mm above the surface)  |
|  | protected against 0.2 joules impact (equivalent to 0.25kg mass dropped from 80mm above the surface)   |
|  | protected against 0.35 joules impact (equivalent to 0.25kg mass dropped from 140mm above the surface) |
|  | protected against 0.5 joules impact (equivalent to 0.25kg mass dropped from 200mm above the surface)  |
|  | protected against 0.7 joules impact (equivalent to 0.25kg mass dropped from 280mm above the surface)  |
|  | protected against 1 joules impact (equivalent to 0.25kg mass dropped from 400mm above the surface)    |
|  | protected against 2 joules impact (equivalent to 0.5kg mass dropped from 400mm above the surface)     |
|  | protected against 5 joules impact (equivalent to 1.7kg mass dropped from 300mm above the surface)     |
|  | protected against 10 joules impact (equivalent to 5.0kg mass dropped from 200mm above the surface)    |
|  | protected against 20 joules impact (equivalent to 5.0kg mass dropped from 400mm above the surface)    |